

Pasadena Unified School District Profile

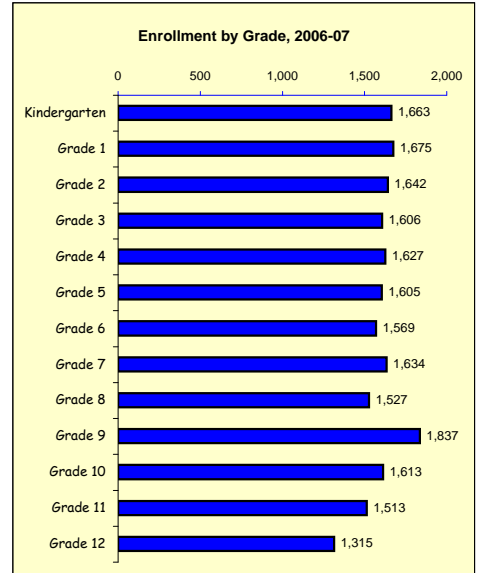
Developed by Assessment & Program Evaluation Department



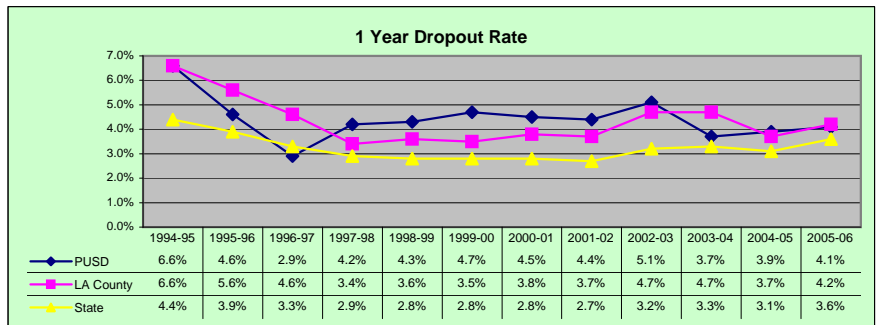
Enrollment by School Type		
2006-07	Number of Schools	Enrollment
Elementary	20	11,413
Middle	3	2,024
High School	4	6,949
Continuation	1	306
Charter	1	134
Total	29	20,826

Special Programs		
2006-07	Participants	Percent of Enrollment
English Learners	4,494	21.6%
R-FEP	536	2.6%
Free/Reduced Price Meals	12,856	62.5%
Special Education	2,451	11.8%

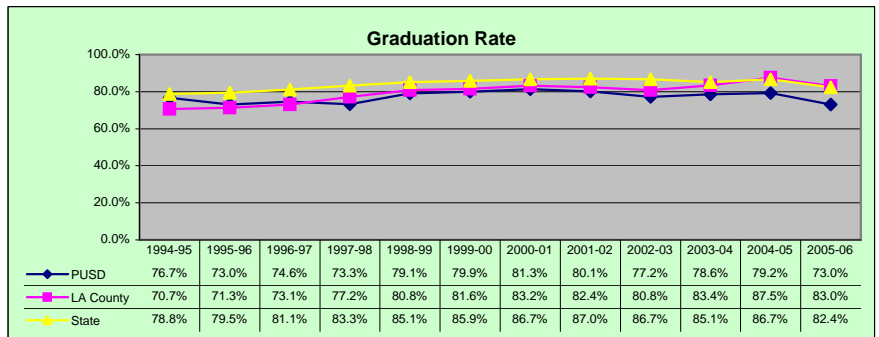
Students by Ethnicity	
2006-07	Enrollment
American Indian	45
Asian	509
Pacific Islander	50
Filipino	304
Hispanic	11,528
African American	4,840
White	3,216
Multiple/No Response	334
Total	20,826



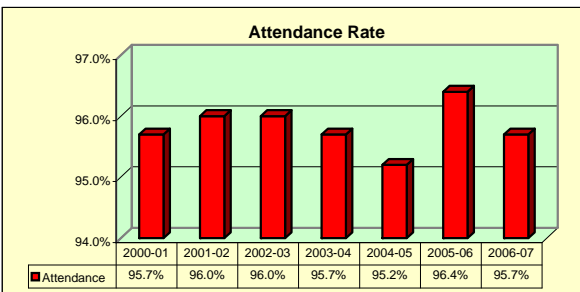
Languages of English Learner Students		
2006-07	Number of Students	Percent of Enrollment
Spanish	4,109	19.7%
Armenian	166	0.8%
Korean	36	0.2%
Mandarin	23	0.1%
Pilipino (Tagalog)	35	0.2%
Arabic	17	0.1%
All Other	108	0.5%
Total	4,494	21.6%



Teaching Credentials		
2006-07	Credentials	Total
Full Credential	884	86.8%
University Intern	43	4.2%
District Intern	10	1.0%
Pre-Intern	14	1.4%
Emergency	65	6.4%
Waiver	3	0.3%
Total	1,019	100%



Certificated Staff	
2006-07	Number of Staff
Administrators	70
Pupil Services	87
Teachers	1,007
Total	1,164



Teachers by Ethnicity	
2006-07	# Teachers
American Indian	2
Asian	53
Pacific Islander	2
Filipino	13
Hispanic	216
African American	161
White	535
Multiple/No Response	25
Total	1,007

