

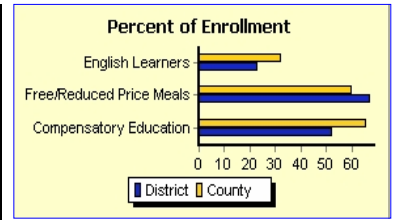


Pasadena Unified School District Profile

Prepared by Assessment & Program Evaluation Department

Enrollment by School Type		
2005-06	Number of Schools	Enrollment
Elementary	24	11,734
Middle	3	2,353
High School	4	6,660
Continuation	1	362
Charter	1	212
Total	33	21,321

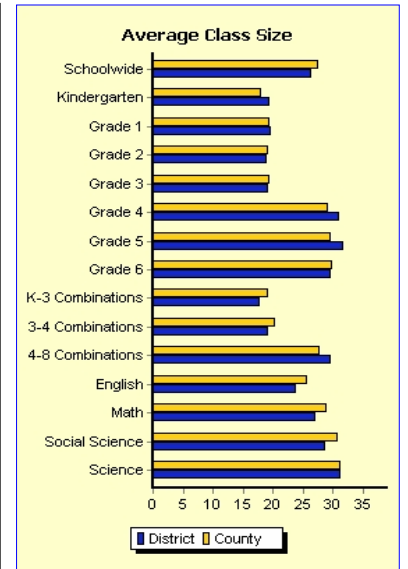
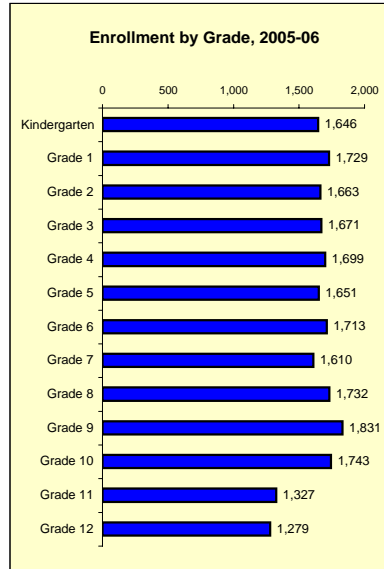
Demographics: Special Programs		
2005-06	Participants	% of Enrollment
English Learners	4,757	22.3%
Free/Reduced Price Meals	13,950	66.2%
Special Education	2,648	12.4%



2004-05 Comparison

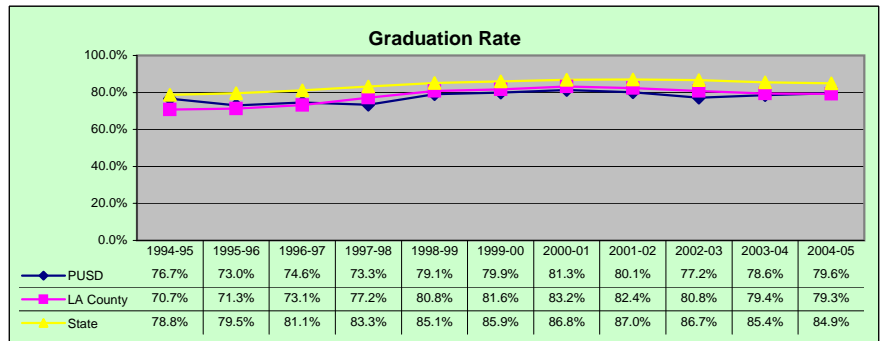
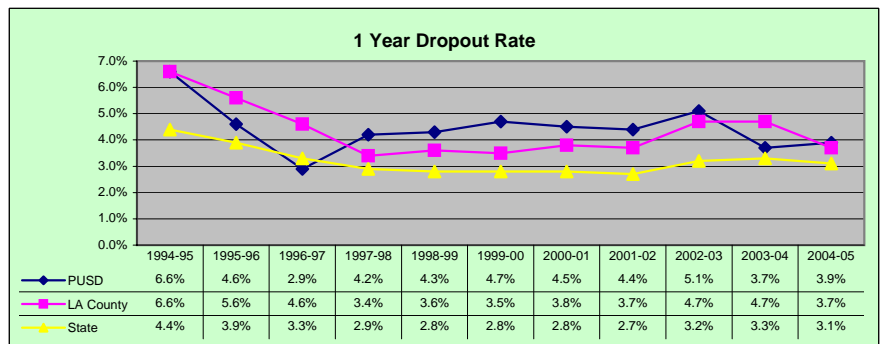
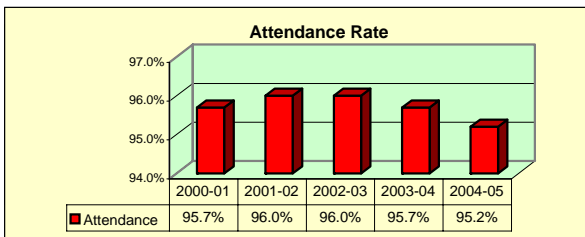
Students by Ethnicity	
2005-06	Enrollment
American Indian	49
Asian	528
Pacific Islander	48
Filipino	310
Hispanic	11,701
African American	5,281
White	3,346
Multiple/No Response	58
Total	21,321

Ethnicity	Percentage
American Indian	0.2%
Asian	2.5%
Pacific Islander	0.2%
Filipino	1.5%
Hispanic	54.9%
African American	24.8%
White	15.7%
Multiple/No Response	0.3%



2004-05 Comparison

Languages of English Learner Students		
2005-06	Number of Students	Percent of Enrollment
Spanish	4,392	20.6%
Armenian	158	0.7%
Other Non-English	65	0.3%
Pilipino (Tagalog)	33	0.2%
Arabic	15	0.1%
All Other	94	0.4%
Total	4,757	22.3%



Certificated Staff		
2005-06	Number of Staff	Full-Time Equivalents
Administrators	74	75.2
Pupil Services	93	86.9
Teachers	1,066	1,061.3
Total	1,233	1,223.4

Teaching Credentials		
2005-06	Number of Credentials	Percent of Total
Full Credential	909	85.1%
University Intern	60	5.6%
District Intern	9	0.8%
Pre-Intern	28	2.6%
Emergency	70	6.6%
Waiver	4	0.4%
Total	1,080	100%

Teachers by Ethnicity	
2005-06	# Teachers
American Indian	3
Asian	63
Pacific Islander	2
Filipino	15
Hispanic	227
African American	173
White	561
Multiple/No Response	22
Total	1,066

